



295050-2380 Diesel Fuel Injector G3 Series Technical Instruction

SKU: Y2L32950502380

# INJECTOR

| G2 | G3 | G4 | PIEZO |



## 295050-2380 Diesel Fuel Injector G3 Series Technical Instruction

### Content

1. 295050-2380 Diesel Fuel Injector Introduction.....	3
1.1. 295050-2380 Diesel Fuel Injector Basic Information.....	3
1.2. 295050-2380 Diesel Fuel Injector Common Part Number .....	3
1.3. 295050-2380 Diesel Fuel Injector Part Number Common Writing.....	3
1.4. 295050-2380 Diesel Fuel Injector Parameter .....	3
1.5. 295050-2380 Diesel Fuel Injector Specifications and Dimensions .....	3
1.6. 295050-2380 Diesel Fuel Injector Quality Control.....	3
1.7. 295050-2380 Diesel Fuel Injector Customized Service.....	4
1.8. 295050-2380 Diesel Fuel Injector Packing List and Package Size .....	5
1.9. 295050-2380 Diesel Fuel Injector Testing Standard and Certificate.....	6
1.10. 295050-2380 Diesel Fuel Injector Warranty Instructions.....	7
1.11. 295050-2380 Diesel Fuel Injector Manufacturer.....	8
2. 295050-2380 Diesel Fuel Injector Technical Support .....	8
2.1. 295050-2380 Diesel Fuel Injector Application Scenarios .....	8
2.2. 295050-2380 Diesel Fuel Injector Installation Precautions .....	8
2.3. Reasons for 295050-2380 Diesel Fuel Injector Not Work Normally .....	9
2.4. Causes of 295050-2380 Diesel Fuel Injector Being Damage .....	9
2.5. 295050-2380 Diesel Fuel Injector Storage Standard .....	10
2.6. 295050-2380 Diesel Fuel Injector Technical Support Obtaining Methods .....	10
3. 295050-2380 Diesel Fuel Injector Purchase and Delivery .....	11
3.1. 295050-2380 Diesel Fuel Injector Purchase Payment Terms.....	11
3.2. 295050-2380 Diesel Fuel Injector Main Sales Markets .....	11
3.3. 295050-2380 Diesel Fuel Injector Declaration Requirements.....	11
3.4. 295050-2380 Diesel Fuel Injector Shipping Ways.....	11
3.5. 295050-2380 Diesel Fuel Injector Lead Time .....	11
3.6. 295050-2380 Diesel Fuel Injector Logistics Time for Destination Out of China's Areas.....	11
3.7. 295050-2380 Diesel Fuel Injector Packing.....	12
4. Company Information.....	13
4.1. Company Introduction.....	13
4.2. Contact Information .....	14
5. Copyright Notice .....	14





## 295050-2380 Diesel Fuel Injector G3 Series Technical Instruction

### 1. 295050-2380 Diesel Fuel Injector Introduction

#### 1.1. 295050-2380 Diesel Fuel Injector Basic Information

Title	295050-2380 Diesel Fuel Injector G3 Series China Made New
SKU	Y2L32950502380

#### 1.2. 295050-2380 Diesel Fuel Injector Common Part Number

##### (1) Diesel Fuel Injector Exchange Information

Diesel Fuel Injector Part Number	Universal Number	Universal Number
295050-2380	/	/

##### (2) Diesel Fuel Injector Application Information

Diesel Fuel Injector Part Number	Car Part Number	Car Part Number
295050-2380	/	/

##### (3) Diesel Fuel Injector Matching Information

Vehicle Brand	Car Model	Engine Model	Production Date
/	/	/	/

#### 1.3. 295050-2380 Diesel Fuel Injector Part Number Common Writing

295050-2380, 295050-2381, 295050-2382, 295050-2383, 295050-2384, 295050-2385, 295050-2386, 295050-2387, 295050-2388, 295050-2389, 295050-238#, 2950502380, 2950502381, 2950502382, 2950502383, 2950502384, 2950502385, 2950502386, 2950502387, 2950502388, 2950502389, 295050238#

#### 1.4. 295050-2380 Diesel Fuel Injector Parameter

Adaptation System: Common Rail System

Diesel Fuel Injector Series: G3 Series

Diesel Fuel Injector Type: Electromagnetic Diesel Fuel Injector

Applicable For Vehicle: MITSUBISHI

#### 1.5. 295050-2380 Diesel Fuel Injector Specifications and Dimensions

Diesel Fuel Injector Size: 22cm\*8 cm \*4 cm

Diesel Fuel Injector Net Weight: 0.8kg

Gross Weight: 0.9kg

Diesel Fuel Injector Quality: China Made New

Package Size: 24cm\*12 cm \*6 cm

Diesel Fuel Injector Type: Common Rail Diesel Fuel Injector

MOQ: 4 Pieces

#### 1.6. 295050-2380 Diesel Fuel Injector Quality Control



### (1) Diesel Fuel Injector Testing

All diesel fuel injectors are tested for electrical characteristics, accuracy, high temperature, low temperature, withstand voltage, leakage, durability, and various working conditions.

### (2) Diesel Fuel Injector Assembling

For quality control during the production and installation process of diesel fuel injectors, our company strictly follows the standard product installation data and product installation steps for installation and testing, such as injector stroke test, injector solenoid valve tightening torque test, injector nozzle tightening torque test, etc.

### (3) Diesel Fuel Injector Inspection

The factory inspection of the diesel fuel injector is undergone full inspection, random inspection, and batch inspection three inspections. Different brands of test benches are used to test the same fuel diesel fuel injector for more than three times for factory inspection, and the diesel fuel injector installation and test environment are progressed in dust-free workshop.

## 1.7. 295050-2380 Diesel Fuel Injector Customized Service

**(1) Diesel Fuel Injector Customized Service:** The quantity of customized diesel fuel injectors must meet the standard of OEM manufacturers requirement of shell lettering, logo engraving, diesel fuel injector internal packaging, diesel fuel injector external packaging and labels customized, etc.

	
Diesel Fuel Injector Nozzle Engraving	Diesel Fuel Injector House Lettering
	
Diesel Fuel Injector Solenoid Valve Engraving	Diesel Fuel Injector Box And Label

### (2) Diesel Fuel Injector Customized Service Requirements:

The purchase of customized **diesel fuel injectors** are not less than **10 pieces**.

The purchase of customized **diesel fuel injector packages** no less than **1000 pieces**.


When the customized products involve the need of specify logo, the OEM manufacturer is asked to provide trademark authorization and the sample of logo image file.

⚠ **Once the customized diesel fuel injector is sold, it cannot be returned or exchanged if there is no quality problems.**



## 1.8. 295050-2380 Diesel Fuel Injector Packing List and Package Size

### (1) Diesel Fuel Injector Spare Parts List

No.	1	2
Image		
Name	Diesel Fuel Injector Assy	O-Ring
Description	Diesel fuel injector part number 295050-2380	Ensure to meet the standard of the sealing performance between the diesel fuel injector and the engine
No.	3	4
Image		
Name	Nozzle Cover Cap	Diesel Fuel Injector Shell Protective Cover
Description	Protect nozzle holes from being polluted and blocked	Protect the oil inlet hole from being polluted and blocked
No.	5	6
Image		
Name	Oil Return Protective Cover	VCI Anti-rust Bag
Description	Prevent the oil return from dust and being damaged	Prevent diesel fuel injector from rusting
No.	7	8
Image		
Name	Bubble Bag	Diesel Fuel Injector Packing Box
Description	Prevent the diesel fuel injector from being damaged by external forces	Package for diesel fuel injector and diesel fuel injector accessories
No.	9	
Image		/
Name	Nozzle Gasket	/
Description	To ensure the tight fit between the diesel fuel injector nut end and the engine	/

⚠ Minors are forbidden to use the diesel fuel injector assembly, O-ring, gasket, nozzle protective cover, diesel fuel injector house protective cover, solenoid valve protective cover, VCI anti-rust bag, and air bubble bag to avoid personal injury.



- ⚠ O-ring and gasket are disposable installation accessories, and need to be replaced for re-installation.
- ⚠ The nozzle protective cover, the diesel fuel injector house protective cover, and the solenoid valve protective cover are recyclable accessories that can be reused.
- ⚠ VCI anti-rust bags and bubble bags are non-degradable materials, please dispose of them properly after using.
- ⚠ The diesel fuel injector and the installation parts should be coated with appropriate sealing oil during installation.

## (2) Diesel Fuel Injector Box Size



Pic No.1

No.	Name	Diesel Fuel Injector Package Size (cm)
1	Diesel Fuel Injector Box	24*12*6

### 1.9. 295050-2380 Diesel Fuel Injector Testing Standard and Certificate

Shumatt can provide the factory quality inspection test report of each diesel fuel injector to ensure that each diesel fuel injector delivered meets the engine performance indicators.

BOTEN		测试报告	4.05.2019 10:42:09
录事企业: _____			
电话: _____	地址: _____		
传真: _____	检测人: _____		
客户地址: _____	_____		
电话: _____	检测单位: _____		
传真: _____	客户姓名: _____		
检测地址: _____			
检测名称: <u>检测器</u>			
型号-零件号: _____			
配置向: _____			
<b>检测结果</b>			
检测器型号: C06 D02-6511			
检测项目	参考标准值	实际检测值	检测结果
LEAK TEST:	X2	— 4 —	0.5
Eack:	X2	— 4 —	75.7
WFRM:	X2	127.5 ± 10.5	C3
Max:	201.5	218.5 ± 14.4	C3
TL:	28.4	25.6 ± 8.5	C3
EL:	14.1	11.7 ± 4.8	C3
VE:	5.7	4.5 ± 1.6	C3

[ 01 ]	[ 02 ]	[ 03 ]	[ 04 ]	[ 05 ]	[ 06 ]	[ 07 ]	[ 08 ]	[ 09 ]	[ 10 ]	[ 11 ]	[ 12 ]	[ 13 ]	[ 14 ]	[ 15 ]	[ 16 ]	[ 17 ]	[ 18 ]	[ 19 ]	[ 20 ]	[ 21 ]	[ 22 ]	[ 23 ]	[ 24 ]	[ 25 ]	[ 26 ]	[ 27 ]	[ 28 ]	[ 29 ]	[ 30 ]	[ 31 ]	[ 32 ]	[ 33 ]	[ 34 ]	[ 35 ]	[ 36 ]	[ 37 ]	[ 38 ]	[ 39 ]	[ 40 ]	[ 41 ]	[ 42 ]	[ 43 ]	[ 44 ]	[ 45 ]	[ 46 ]	[ 47 ]	[ 48 ]	[ 49 ]	[ 50 ]	[ 51 ]	[ 52 ]	[ 53 ]	[ 54 ]	[ 55 ]	[ 56 ]	[ 57 ]	[ 58 ]	[ 59 ]	[ 60 ]	[ 61 ]	[ 62 ]	[ 63 ]	[ 64 ]	[ 65 ]	[ 66 ]	[ 67 ]	[ 68 ]	[ 69 ]	[ 70 ]	[ 71 ]	[ 72 ]	[ 73 ]	[ 74 ]	[ 75 ]	[ 76 ]	[ 77 ]	[ 78 ]	[ 79 ]	[ 80 ]	[ 81 ]	[ 82 ]	[ 83 ]	[ 84 ]	[ 85 ]	[ 86 ]	[ 87 ]	[ 88 ]	[ 89 ]	[ 90 ]	[ 91 ]	[ 92 ]	[ 93 ]	[ 94 ]	[ 95 ]	[ 96 ]	[ 97 ]	[ 98 ]	[ 99 ]	[ 100 ]
--------	--------	--------	--------	--------	--------	--------	--------	--------	--------	--------	--------	--------	--------	--------	--------	--------	--------	--------	--------	--------	--------	--------	--------	--------	--------	--------	--------	--------	--------	--------	--------	--------	--------	--------	--------	--------	--------	--------	--------	--------	--------	--------	--------	--------	--------	--------	--------	--------	--------	--------	--------	--------	--------	--------	--------	--------	--------	--------	--------	--------	--------	--------	--------	--------	--------	--------	--------	--------	--------	--------	--------	--------	--------	--------	--------	--------	--------	--------	--------	--------	--------	--------	--------	--------	--------	--------	--------	--------	--------	--------	--------	--------	--------	--------	--------	--------	--------	--------	---------

[ 检测器 ]
[ 检测器 ]

Pic No.2



## 1.10. 295050-2380 Diesel Fuel Injector Warranty Instructions

### (1) Product Warranty Conditions and Instructions

It is necessary to provide pictures, videos, or test reports detected by the diesel fuel injector inspection equipment when the diesel fuel injector is abnormal during use as evidence to feed back to the salesman.

Abnormal conditions are properly explained such as: 1. Smoke, 2. Engine shake, 3. Difficulty starting the engine, 4. Engine noise, 5. oil leakage etc.

### (2) Diesel Fuel Injector Warranty Coverage

① Within 15 days after customer receives the 295050-2380 diesel fuel injector, if there is a performance failure and the product has no appearance damage, customer can choose to replace it or repair it;

② If the 295050-2380 diesel fuel injector has performance problems during the warranty period (3 months), and it is confirmed that it is product's problems after testing, you can contact our salesmen to replace the same model or a reworked product with the same performance for free;

If the diesel fuel injector house has obvious scratches, it can only be repaired and it will be returned as it is if the product is confirmed to be fault-free.

**▲ Tips: For products not covered by warranty, our company can provide paid maintenance services. For products after paid repaired, the same performance problem will have a free warranty period within 6 to 12 months from the date of repairing.**

### (3) Diesel Fuel Injector Out of Warranty Coverage

① The warranty period has expired.

② Diesel fuel injector failure caused by high temperature, high pressure, humidity, rain and snow, saline-alkali land, earthquake, and used in abnormal environment.

③ Customer disassembles or repairs the diesel fuel injector personally resulting in damage to the Diesel Fuel Injector.

④ Diesel fuel injector damage caused by man-made reasons (throwing, strong magnetic field magnetization, set fire).

⑤ Diesel fuel injector failure or diesel fuel injector damage caused by non-diesel fuel injector design, technology, manufacturing, quality and other issues.

⑥ Diesel fuel injector failure due to system pressure exceeding system approved pressure.

⑦ Diesel fuel injector failure caused by system voltage exceeding approved voltage.

⑧ Diesel fuel injector failure caused by impurities (water, lead, aluminum powder, iron powder, sulfide) in the system fuel exceeding the standard requirements.

⑨ Diesel fuel injector failure caused by not installing according to the tightening torque specified in the vehicle engine maintenance manual (the tightening torque is too large or too small).

⑩ Diesel fuel injector failure caused by not following the installation angle specified in the vehicle engine maintenance manual.

11 Diesel fuel injector failure caused by not following the cleaning requirements specified in the vehicle engine maintenance manual.

12 Diesel fuel injector failure caused by failure to replace consumable parts as specified in the vehicle engine maintenance manual.

13 Diesel fuel injector failure caused by not complying with the intake system fit clearance and exhaust system fit clearance requirements specified in the vehicle engine maintenance manual.

14 Failure to replace the consumable parts and the fitting clearance of the oil inlet system pipeline and the diesel fuel injector connection in accordance with the fuel intake system specified in the vehicle engine





maintenance manual.

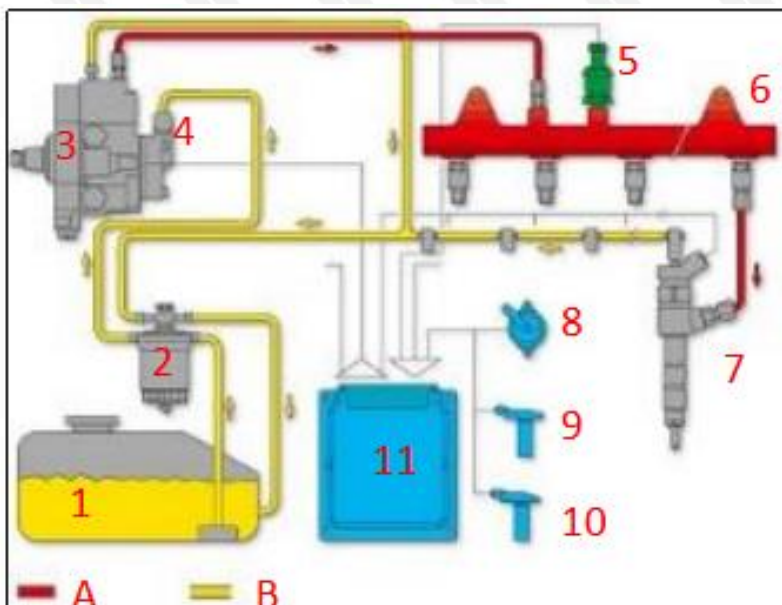
### 1.11. 295050-2380 Diesel Fuel Injector Manufacturer

**Diesel Fuel Injector Manufacturer:** Shenzhen Shumatt Technology Co., Ltd

## 2. 295050-2380 Diesel Fuel Injector Technical Support

### 2.1. 295050-2380 Diesel Fuel Injector Application Scenarios

Common rail system is an oil supply method refers to the diesel oil from the fuel tank sucked out by the gear pump through the oil-water separator and the gear pump to diesel fine filter, high-pressure pump, common rail pipe, and fuel Diesel Fuel Injector, all together with the closed-loop fuel supply system composed of sensors and ECU that completely separates the generation of injection pressure and the injection process from each other.



Pic No. 4

No.	Name	No.	Name	No.	Name	No.	Name
1	Tank	5	Common Rail Pressure Sensor	9	Engine Crankshaft Sensor	A	High Pressure Oil Circuit
2	Diesel Filter	6	Common Rail Pipe	10	Camshaft Sensor	B	Low Pressure Oil Circuit
3	High-Pressure Pump	7	Diesel Fuel Injector	11	ECU Electronic Control Unit	/	/
4	Fuel Gear Pump	8	Accelerator Pedal	/	/	/	/

### 2.2. 295050-2380 Diesel Fuel Injector Installation Precautions

- (1) The replacement of the diesel fuel injector must strictly follow the electrical system, the approved pressure of the low-pressure fuel intake system, the approved pressure of the high-pressure fuel circuit system, and fuel system replacement consumables requirements (including the low-pressure fuel circuit system filter and the high-pressure fuel circuit) specified in the vehicle engine maintenance manual,
- (2) Replacement of wearing parts of the fuel system, cleaning requirements for the connection between the fuel system and the diesel fuel injector, the fitting clearance of the diesel fuel injector connection, the installation angle and tightening torque of the diesel fuel injector, the fitting clearance of the intake system, and the fitting clearance of the exhaust system to ensure the service life of the engine and the normal operation of the diesel fuel injector.





- (3) When installing the diesel fuel injector on the engine, it is necessary to clean the engine block, cylinder head and other parts connected to the diesel fuel injector, and ensure that there is no dust, carbon deposits, water, rust spots, etc.
- (4) Before installing, check whether the diesel fuel injector nozzle gasket has been replaced and installed on the diesel fuel injector.
- (5) When installing the diesel fuel injector, apply lubricant between the diesel fuel injector, fuel nozzle sealing gasket and O-ring.
- (6) Without replacing new gasket can lead to: deformation of the tight cap of nozzle, deformation of nozzle, deformation of nozzle orifice, oil leakage and air leakage, which will cause serious damage to the diesel fuel injector and nozzle to break and cause damage to the engine.
- (7) When installing the diesel fuel injector on the engine, please carefully check the components related to the installation of the diesel fuel injector, such as the diesel fuel injector pressure plate, screw, diesel fuel injector rod and other accessories are not deformed, and install it in strict accordance with the operation steps of the engine maintenance manual.
- (8) It is forbidden to operate the bare diesel fuel injector for a long time in an environment with serious dust pollution and corrosion to iron products.
- (9) It is forbidden to operate the bare diesel fuel injector for a long time in a strong magnetic field environment.

### 2.3. Reasons for 295050-2380 Diesel Fuel Injector Not Work Normally

- (1) There is air in the oil circuit of the engine fuel system.
- (2) Vehicle oil pump oil supply system is not normal.
- (3) Engine common rail system oil leakage or pressure limiting valve damage.
- (4) There is a short circuit, cutting out and poor contact in the wiring harness connected to the fuel
- (5) The long-term placement of the diesel fuel injector causes the anti-rust oil to solidify, and the internal components are stuck or the oil holes are blocked.

▲ Before installing, carefully check whether other components in the common rail system except the diesel fuel injector is damaged so as to prevent the diesel fuel injector from not working properly after being replaced.

### 2.4. Causes of 295050-2380 Diesel Fuel Injector Being Damage

- (1) Didn't operate properly according to engine maintenance manual during disassembly or installation, resulting in damage to the diesel fuel injector.
- (2) The fuel oil used for the vehicle does not meet the standard cause damage to the diesel fuel injector, such as: the water content in the fuel oil exceeds the standard, iron powder, aluminum powder, sulfide impurities exceed the standard, etc.
- (3) The engine is not regularly maintained according to the engine maintenance manual (please refer to the vehicle maintenance manual for the maintenance mileage). For example, failure to replace the lubricating oil of the engine system for a long time will cause abnormal wear of the engine, excessive exhaust gas volume or a large amount of carbon deposits inside the engine. The filter is not replaced during maintenance or the replaced filter cannot reach the original filter standard. all above reasons can cause damage to the diesel fuel injector.
- (4) The abrasion of the oil pump produces iron powder and aluminum powder enter the diesel fuel injector and cause damage to the diesel fuel injector.
- (5) The deformation and abrasion of fuel tank result in iron powder or aluminum powder entering the diesel fuel injector and causing damage to the diesel fuel injector.



- (6) The diesel fuel injector is damaged due to replacement or adjustment of the relevant parts of the fuel diesel fuel injector. For example, the valve clearance does not meet the standard after the engine is repaired, the replacement or modification of the wiring harness connected to the diesel fuel injector fails to meet the original standard.
- (7) The engine is overheated and overloaded for a long time working results in damage to the diesel fuel injector.
- (8) The diesel fuel injector will be damaged naturally at the end of its working life.
- (9) The diesel fuel injector is magnetized (diesel fuel injector parts' magnetic exceeded) causing the diesel fuel injector to not work properly.

**▲ Before replacing the diesel fuel injector, please check the engine parts carefully according to the engine maintenance manual to avoid the diesel fuel injector being damaged again after replacement.**

## 2.5. 295050-2380 Diesel Fuel Injector Storage Standard

### (1) Choose a Suitable Storage Place

The warehouse and cargo yard where the diesel fuel injector is stored should be kept clean and dry, and away from the factory buildings that generate harmful gases and dust; do not mix with acid, alkali, salt and other substances; the storage place should have a good drainage system; the cargo yard should be flattened with gravel or furnace ash etc. to enhance the water permeability of the surface layer to keep the reservoir area dry.

### (2) Strict Requirements of Warehousing

Strict inspections should be carried out when the diesel fuel injectors are put into storage, the surface cleaning work should be done well to remove water traces, oil stains, ash and other dirt, remove the rust and do anti-rust treatment in time. Packaged diesel fuel injectors must be protected from damage.

### (3) Keep The Warehouse Dry And Preventing Moisture

The relative humidity is usually below 70% for the diesel fuel injectors placed in the room, and the corrosion of the diesel fuel injectors is significantly reduced. Diesel fuel injectors must be stored in the warehouse, and they are forbidden to store in the same warehouse with commodities with high water content.

### (4) Stack Properly

① After the diesel fuel injector is exposed to rain, the corrosion rate will increase significantly. The purpose of sealing is to isolate the diesel fuel injector from rainwater and humid air, so the warehouse window should be checked in time to avoid rainwater entering the warehouse.

② If the diesel fuel injector package is damaged, it should be repaired or replaced; when the package is damp, the packaging material should be dried; if the original anti-corrosion and oil applied at the factory is found to be damaged or dried up, it should be cleaned and re-applied oil in time.

③ It is forbidden to leave the diesel fuel injector exposed in the air for a long time.

④ It is forbidden to store acid, alkali, salt and other substances together with the diesel fuel injector.

⑤ The unpacked diesel fuel injector must be rust-proof during secondary storage.

## 2.6. 295050-2380 Diesel Fuel Injector Technical Support Obtaining Methods

- (1) Diesel Fuel Injector Technical Data: <https://www.dieselfuelinjectors.com/download/>
- (2) Diesel Fuel Injector Videos: <https://www.dieselfuelinjectors.com/videos/>
- (3) Diesel Fuel Injector Encyclopedia: <https://www.dieselfuelinjectors.com/category/news/encyclopedia/>
- (4) Diesel Fuel Injector Information Query Software:

TruckBook Parts EPC APP, Android/Apple App Store download and install, visit <http://shumatt.com> to get the download and installation tutorial.

- (5) YouTube:





Visit [https://www.youtube.com/channel/UCByvYBx7VjV\\_mAfxh\\_Hu-aw](https://www.youtube.com/channel/UCByvYBx7VjV_mAfxh_Hu-aw) to get the technical videos, stay tuned for more information.

### 3. 295050-2380 Diesel Fuel Injector Purchase and Delivery

#### 3.1. 295050-2380 Diesel Fuel Injector Purchase Payment Terms

**Payment Terms:** T/T, PayPal, Alipay, WeChat

▲ Please contact our salesmen for specific payment information.

#### 3.2. 295050-2380 Diesel Fuel Injector Main Sales Markets

**Diesel Fuel Injector main sales markets:** Asia, Europe, North America, South America, Africa etc.

#### 3.3. 295050-2380 Diesel Fuel Injector Declaration Requirements

Shumatt can assist customers to provide the following documents for import customs clearance: contract, invoice, packing list, bill of lading, insurance policy, certificate of origin, etc.

#### 3.4. 295050-2380 Diesel Fuel Injector Shipping Ways

**Destination in China Areas:** SF Express, Debon Express, the corresponding logistics company can be provided according to customer requirements in special cases.

**Destinations Out of China's Areas:** DHL, UPS, FedEx, TNT air, ocean or other shipping methods required by customers.

#### 3.5. 295050-2380 Diesel Fuel Injector Lead Time

**Lead Time:** Send out within 3 – 7 working days after receiving payment (Except for special products and special cases).

#### 3.6. 295050-2380 Diesel Fuel Injector Logistics Time for Destination Out of China's Areas

**DHL Logistics Time :**

Country or Region of Departure	Hong Kong, China	Other Countries or Regions of Asia	Australia and New Zealand	Europe	America	Other Countries
China's Mainland	7 Days	7 Days	8 Days	8 Days	8-12 Days	7-10 Days

**UPS Logistics Time: Country or Region of Departure: China's Mainland**

Country of Destination	Estimated Arrival Time	Country of Destination	Estimated Arrival Time
Japan	3 Days	UK	5-7 Days
Turkey	5-7 Days	Singapore	3 Days
Bahrain	5-7 Days	Latvia	7-10 Days
Sri Lanka	5-7 Days	Thailand	3 Days
Romania	5-7 Days	Vietnam	3-5 Days
Malaysia	3-5 Days	Israel	5-7 Days
France	5-7 Days	America	5-7 Days
Italy	5-7 Days	Netherlands	5-7 Days
Lebanon	5-7 Days	Philippine	3-5 Days



South Korea	3 Days	Spain	5-7 Days
Canada	5-7 Days	Germany	5-7 Days
Portugal	5-7 Days	Australia	5-7 Days
Denmark	5-7 Days	Belgium	5-7 Days
India	7-10 Days	Qatar	7-10 Days
Indonesia	3-5 Days	Morocco	7-10 Days
Kuwait	7-10 Days	United Arab Emirates	5-7 Days
<b>Egypt</b>	5-7 Days	Bengal	7-10 Days
<b>Switzerland</b>	5-7 Days	Greece	7-10 Days
<b>New Zealand</b>	7-10 Days	Myanmar	5-7 Days
<b>Austria</b>	5-7 Days	Saudi Arabia	7-10 Days
<b>Estonia</b>	5-7 Days	South Africa	7-10 Days
<b>Mexico</b>	7-10 Days	Ukraine	7-10 Days
<b>Poland</b>	5-7 Days	Pakistan	7-10 Days

▲ The logistics time is for reference only, subjects are according to the actual arrival.

### 3.7. 295050-2380 Diesel Fuel Injector Packing

**Domestic Express Packaging:** Usually wrapped in waterproof scotch tape, such as picture No.5.

**International Express Packaging:** Wrapped with waterproof yellow tape After wrapping the black protective film, such as picture No. 6.

**Pallet Shipping:** Use fumigation free and recycling trays that meet export requirements, and use white wrapping protective film to wrap and bind with cable ties for the outside, such as picture No. 7, also, the products can be packaged according to customers' requirements.

▲ The packing tray is made of plastic and can be recycled.

▲ Transparent tape, yellow tape, black wrapping protective film, white wrapping protective film are non-degradable materials, please dispose of them properly.

▲ Minors are prohibited from using transparent tape, yellow tape, black wrapping protective film, and white wrapping protective film to avoid personal injury.

	
Pic No. 5	Pic No. 6
<b>Domestic express packaging:</b> Wrapped by Transparent tape	<b>International express packaging:</b> Wrapped with yellow tape after wrapping black protective film





Pic No. 7

**Pallet Shipping:** Use pallet that meet export requirements, and use white wrapping protective film to wrap and bind with cable ties

#### 4. Company Information



Pic No. 8


##### 4.1. Company Introduction

**Chinese Name:** 深圳市舒马特科技有限公司

**English Name:** Shenzhen Shumatt Technology Co., Ltd.

 **Mob Phone/WeChat:** +86-13410541523

 **HK Telephone:** +852-67653519

 **Telephone:** +86-755-23215133



 **Email:** [ruby@shumatt.com](mailto:ruby@shumatt.com)

 **Website:** [www.shumatt.com](http://www.shumatt.com)

**Shenzhen Office:** 11-12, Floor 14, Building 13, Qinchengda Building, Exit A, Honglang North Subway Station, Bao'an District, Shenzhen, China's Mainland

**Shenzhen Office:** Exit C, Qiao Touxu Metro Station, NO. 66 Chongqing Road, Fuhai Avenue, Bao'an District, Shenzhen, China Mainland

**Hong Kong Office:** Jianfa Street Industrial Zone, Tuen Mun, New Territories, Hong Kong, China

**After-sales Service Address:** Please contact our salesmen to obtain and provide the corresponding product maintenance reasons ( **Reference:** [1.10. 295050-2380 Diesel Fuel Injector Warranty Instructions](#) )

#### 4.2. Contact Information

Name	WeChat/ WhatsApp	Email
Ruby	+86-13410541523	<a href="mailto:hison@shumatt.com">hison@shumatt.com</a>

#### 5. Copyright Notice

- (1) All content in “**295050-2380 Diesel Fuel Injector G3 Series Technical Instruction**”, including but not limited to text reports, pictures, charts, logos, trademarks, and names, content classification standards, etc., are protected by the “Copyright Law of the People's Republic of China”, the “The trademark law of the People's Republic of China”, the “Patent Law of the People's Republic of China” and the protection of copyright, trademark right, patent right and other property ownership laws in applicable international conventions, and the corresponding copyright or license use rights belong to Shenzhen Shumatt Technology Co., Ltd and this website.
- (2) Without the written authorization of Shenzhen Shumatt Technology Co., Ltd and dieselfuelinjectors.com, any media, website and individual shall not reprint, copy, reproduce, modify, display or use part or all of the content or services of “**295050-2380 Diesel Fuel Injector G3 Series Technical Instruction**”, or establish a mirror image on the server of this file. If it has been reproduced, please delete it yourself. At the same time, we reserve the right to further pursue the legal responsibility of the relevant actors.
- (3) Those who have been authorized to use “**295050-2380 Diesel Fuel Injector G3 Series Technical Instruction**” for business purpose shall be used in accordance with the terms stipulated in the authorization contract.
- (4) If there is any question, please contact [hison@shumatt.com](mailto:hison@shumatt.com).